

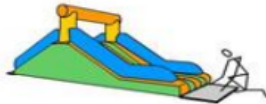
KANGAROO CASTLES BOUNCY HIRE –CUSTOMER SAFETY INFORMATION



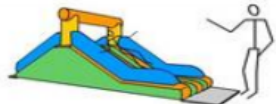
DO NOT ENTER THE INFLATABLE UNLESS IT IS SECURELY ANCHORED

INFLATABLE SLIDES SAFETY INFORMATION

NO SHOES
NO FOOD OR DRINK
NO SPECTACLES
NO PARTY POPPERS
NO PETS
NO SILLY STRING
NO FACEPAINT/JEWELLERY



KEEP SAFETY MATS POSITIONED IN FRONT OF INFLATABLE



AN ADULT MUST SUPERVISE THE CHILDREN AT ALL TIMES



NO OVERCROWDING TO AVOID ACCIDENTS & DAMAGING THE INFLATABLE



NO ADULTS AS THEY DAMAGE INFLATABLES



DO NOT MOVE OR REPOSITION INFLATABLE



NO SLIDING DOWN THE SAFETY WALL



NO JUMPING FROM THE TOP OF SLIDE TO BOTTOM. ALWAYS SLIDE DOWN



DO NOT INFLATE/DEFLATE WHILE CHILDREN USING SLIDE



SWITCH OFF IN HEAVY RAIN OR WIND



DO NOT SLIDE INTO OTHERS BELOW



NO ROUGH PLAY, BOUNCING OFF WALLS, OR KICKS



NEVER SLIDE DOWN HEAD FIRST. ALWAYS FEET FIRST



DO NOT BOUNCE ON THE TOP OF THE SLIDE

Please ensure that the following Safety Instructions are followed:

- Inflatable Equipment will be fully secured to the ground at all times during use as per the manufacturers' recommendations.
- Ensure that the area around the unit is completely clear at all time.
- Do not allow anyone on the Equipment during inflation or deflation.
- A responsible Adult (17+) must supervise the Inflatable at all times when in use.
- Do not allow Children & Adults on the Inflatable at the same time unless for the sole purpose of assisting a child.
- Please ensure that participants are not attempting somersaults and are clothed appropriately with nothing in their pockets.
- Climbing, hanging or sitting on walls is DANGEROUS and must not be allowed.
- Avoid large and small Children from using it at the same time.
- No food, drinks or chewing gum to be allowed on the Inflatable.
- All shoes, glasses, jewellery, badges MUST be removed before using the Inflatable.
- No smoking or barbeques near or within an unsafe distance of the Inflatable.
- Always ensure that the Inflatable is not overcrowded, and limit numbers according to the age and size of Children using it.
- Always ensure Children are not pushing, colliding, fighting or behaving in a manner likely to injure or cause distress to others.
- No pets, toys or sharp instruments are allowed on the Inflatable.
- Do not allow anyone to bounce on the front safety step.
- Ensure that no-one with a history of back or neck problems or any medical condition which could reasonably be aggravated by using the equipment is allowed on the Inflatable.
- Do not allow children around the back of the Inflatable unsupervised
- The Inflatable should not be used if it becomes wet on the jumping area or in the event of rain, the unit should not be used.
- In the event that the blower stops working, please ensure all users get off the inflatable immediately.
- No person or persons under the influence of alcohol and/or prescribed and/or non prescribed drugs and/or any other intoxicating substance will use or supervise the Equipment.

IF YOU ARE UNSURE OF ANYTHING, PLEASE CONTACT US.



07455256456

**NO SHOES
NO FOOD OR DRINK
NO SPECTACLES
NO PARTY POPPERS
NO PETS
NO SILLY STRING
NO FACEPAINT/JEWELLERY**



DO NOT INFLATE/DEFLATE WHILE CHILDREN ARE ON INFLATABLE TO AVOID SUFFOCATION



NO OVERCROWDING TO AVOID ACCIDENTS & DAMAGING THE INFLATABLE



NO ADULTS AS THEY DAMAGE INFLATABLES



SIMILAR SIZE CHILDREN ONLY TO AVOID ACCIDENTS



KEEP SAFETY MATS POSITIONED IN FRONT OF INFLATABLE



NO SOMERSAULTS, BACK OR FRONT FLIPS



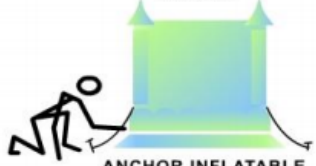
NO CLIMBING ON WALLS, BEAMS OR TOWERS



AN ADULT MUST SUPERVISE THE CHILDREN AT ALL TIMES



SWITCH OFF IN HEAVY RAIN & WINDY WEATHER



ANCHOR INFLATABLE SECURELY



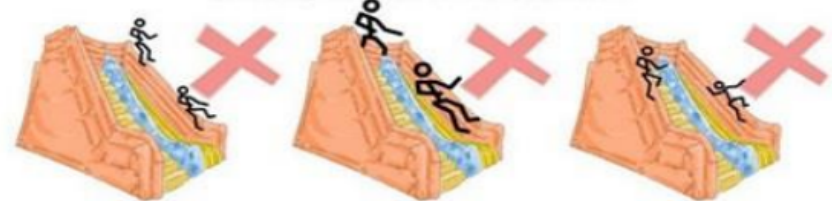
NO ROUGH PLAY, BOUNCING OFF WALLS, WRESTLING OR KICKS



DO NOT MOVE OR REPOSITION INFLATABLE

MEGA-SLIDE SAFETY INFORMATION

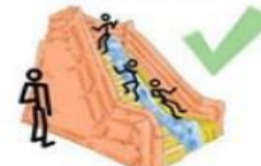
NO SHOES, NO FOOD OR DRINK, NO SPECTACLES, NO PARTY POPPERS, NO PETS, NO SILLY STRING, NO FACEPAINT/JEWELLERY, NO TUMBLING OR FLIPPING, MAXIMUM 2 CHILDREN AT A TIME, HEIGHT MAXIMUM 5FEET (150 CM), HEIGHT MINIMUM 3 FEET (90CM), NO CHEWING OR EATING, NO JUMPING ONTO INFLATABLE, NO BOUNCING ONTO OR OFF THE INFLATABLE, NEVER LEAVE CHILDREN UNATTENDED.



NO JUMPING FROM TOP OF SLIDE.

NO ADULTS.

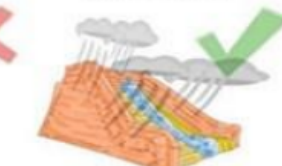
NO SLIDING DOWN SAFETY WALL.



ADULT MUST SUPERVISE AT ALL TIMES.



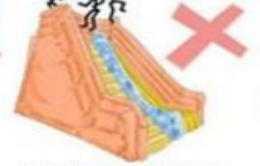
DO NOT SLIDE INTO PEOPLE BELOW.



SWITCH OFF IN BAD WEATHER.



NO ROUGH PLAY, PUSHING, BOUNCING OFF WALLS.



DO NOT BOUNCE ON TOP OF SLIDE.



DO NOT REPOSITION INFLATABLE.



DO NOT OVERCROWD.



NEVER SLIDE DOWN HEAD FIRST. ONLY FEET FIRST.



SECURELY ANCHOR INFLATABLE BEFORE USE.

We advise only 2 users at a time. It is strongly advised to have 2 operators supervising this equipment, one at the platform top and one at the bottom. Ensure you have adequate anchorage. Measurements and calculations for this can be found in pren en 14960 on our site right hand side.

If the bouncy castle has a slide, do NOT climb up slide surface.



Do NOT climb up slide surface. Use the ladder. Hold on with both hands. Take one step at a time.

